

# ECLIPSE RATIOMATIC BURNERS

Data 110-3

## Model 150 RM

9/92

formerly H-95

### Specifications

<b>Input vs. Chamber Pressure</b>	2,100,000 Btu/hr. @ -5.0" w.c.	616 kW @ -12.5 mbar
	1,900,000 Btu/hr. @ -3.0" w.c.	557 kW @ -7.5 mbar
	1,650,000 Btu/hr. @ -1.0" w.c.	484 kW @ -2.5 mbar
	<b>1,500,000 Btu/hr. @ 0.0" w.c.</b>	<b>440 kW @ 0.0 mbar</b>
	1,350,000 Btu/hr. @ +1.0" w.c.	396 kW @ +2.5 mbar
	1,200,000 Btu/hr. @ +2.0" w.c.	352 kW @ +5.0 mbar

**Input may be increased by 20% if sufficient secondary air is available to complete combustion.**

**Minimum Input** 30,000 Btu/hr. (8.8 kW)  
With neutral chamber. Will be slightly higher with negative chamber pressure.

**Turndown** 50:1 with neutral chamber pressure.

<b>Configurations</b>	<b>Burner Configuration</b>	<b>Max. Chamber Temp.</b>	<b>Assembly</b>
	Cast head & alloy tube	1000° F (538° C)	110214
	Alloy head & alloy tube	1500° F (816° C)	110214-1
	Alloy head & refractory block	1800° F (982° C)	110166-1

Maximums shown are for average installations. Depending on conditions, higher temperatures can be obtained. Contact Eclipse for details.

**Fuel** Standard nozzle burns natural gas, propane, propane/air mixes without changing internals. Contact Eclipse for other fuels.

**Gas Inlet Pressure** at proportionator inlet  
Minimum: 11" w.c. (27 mbar) natural gas, .65 s.g.  
Maximum: 1 psig (69 mbar) natural gas, .65 s.g.

**Pilot Gas Pressure** at pilot cock inlet  
Minimum: 6" w.c. (15 mbar) natural gas, .65 s.g.

**High Fire Flame Length** 32" (0.81 m)  
Measured from the end of the firing tube, firing parallel to air flow with neutral chamber pressure. When firing perpendicular to air flow, flame length will be shorter. Contact your local Eclipse representative for details.

**Piloting** Integral spark-ignited pilot; ignition plug included.

**Flame Monitoring** Flame rod included; UV scanners & mounting kits available.

**Control Motor Requirements** 90° travel with full stroke timing of 15 seconds or longer. Ovens with high chamber drafts or backpressures may require less than a full 90° stroke. For these cases, use adjustable stroke motors or motors equipped with travel-limiting auxiliary switches. See Bulletin 720.

**Emissions** Ratiomatics produce low NO<sub>x</sub>, CO and aldehydes. Emissions performance depends not only on the burner, but also factors such as chamber temperature, chamber design, and heat loading. For estimates of Ratiomatic performance in your application, call Eclipse.

**Packaging Options** Available with FM, IRI, or NFPA type valve trains. UL recognized and UL listed packages are also available.

**CAUTION:** It is dangerous to use any fuel burning equipment unless it is equipped with suitable flame sensing devices and automatic fuel shut-off valves. Eclipse can supply such equipment or information on alternate sources.



**ECLIPSE COMBUSTION**

ROCKFORD, ILLINOIS 61103 (815) 877-3031

CANADA: ECLIPSE THERMAL SYSTEMS

HOLLAND: FLAMECO-ECLIPSE

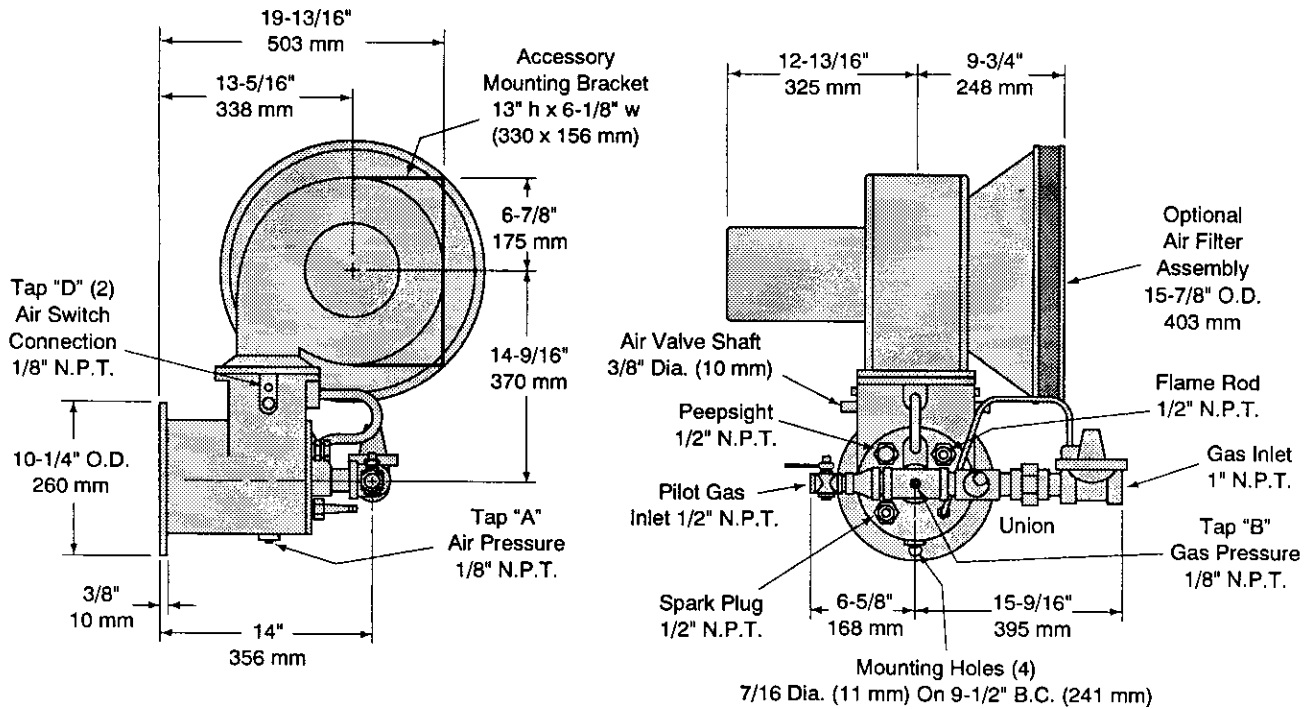
ENGLAND: ECLIPSE THERMAL SYSTEMS

Litho In U.S.A.

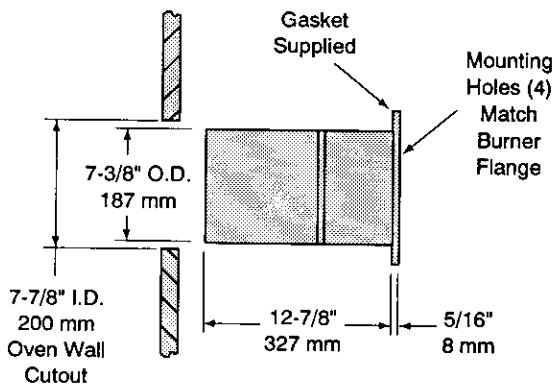
# Dimensions, 150 RM

Dimensions are subject to change without notice. Contact Eclipse for certified prints prior to fabrication or installation.

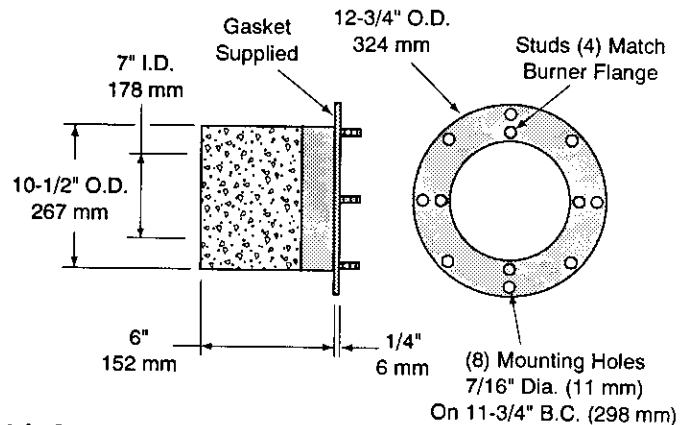
Blower motor and air filter positions can be reversed in the field.



## Alloy Tube Assembly



## Block & Holder Assembly



## Component Information

Item	Description	Part #
150 RM Burner Assembly	With Standard head and Alloy Tube Assembly	110214
	With Alloy Head and Alloy Tube Assembly	110214-1
	With Alloy Head and Block & Holder Assembly	110166-1
Air Filter Assembly	Optional	110298
Replacement Filter Element	---	11132
Spark Plug & Flame Rod <sup>1</sup>	For burner with tube. For burner with block.	13581 13837
Alloy Tube Assembly <sup>2</sup>	With two gaskets	110184
Block & Holder Assembly <sup>2</sup>	---	187327-61
Blower Motor <sup>1</sup>	3/4 hp, 230/460/3/60 TEFC, 3600 RPM	13151
Proportionator <sup>1</sup>	Maxitrol 600 SZ Zero Governor, 1"	11951
Pilot Cock <sup>1</sup>	Eclipse lever handle, 1/2"	10627
Gas Adjusting Butterfly <sup>1</sup>	Eclipse 104 BV, 1"	500988

<sup>1</sup> Included with burner assembly.

<sup>2</sup> Not interchangeable in the field. Contact Eclipse to convert from tube to block or vice versa.



**Offered By:**

Power Equipment Company  
2011 Williamsburg Road  
Richmond, Virginia 23231  
Phone (804) 236-3800  
Fax (804) 236-3882

---

[www.peconet.com](http://www.peconet.com)